

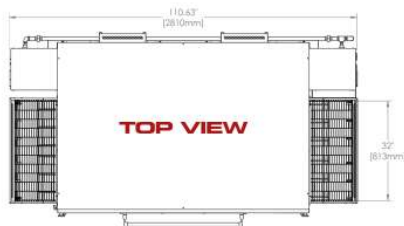
# XLT<sup>®</sup>

## SmartSolutions<sup>™</sup>

### 3280

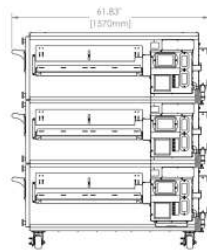
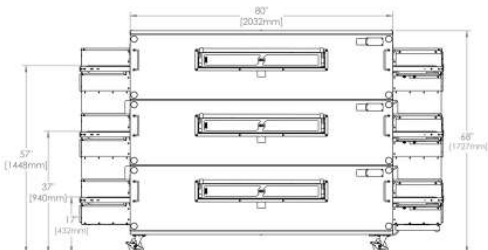
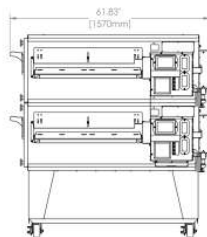
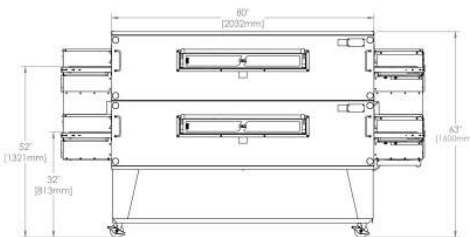
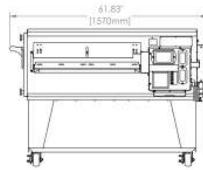
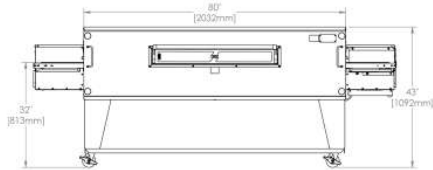
#### H-version Oven

32" WIDE CONVEYOR  
80" LONG BAKE CHAMBER  
GAS



**FRONT VIEWS**

**SIDE VIEWS**



## GAS OVEN

### HEATING VALUES

**STANDARD**  
BTU/Hr: 235,000

**WORLD**  
Natural: 67.08 Kw/Hr  
241.49 Mj/Hr  
Propane: 69.25 Kw/Hr  
249.30 Mj/Hr  
Butane: 73.85 Kw/Hr

### ELECTRICAL REQUIREMENT

**STANDARD**  
120 VAC, 8.5 Amps  
50/60 Hz

**WORLD**  
220/230/240 VAC Option  
7 Amps, 50/60 Hz

### INLET PRESSURE RANGE

**NATURAL GAS**  
W/C: 6 - 14  
mbar: 15 - 35  
kPa: 1.50 - 3.50  
kPa (Korea): 1.50 - 2.50

**PROPANE GAS**  
W/C: 11.5 - 14  
mbar: 27.5 - 35  
kPa: 2.75 - 3.50  
kPa (Korea): 2.30 - 3.30

### MANIFOLD PRESSURE RANGE

**NATURAL GAS**  
W/C: 3.5  
mbar: 8.75  
kPa: 0.875

**PROPANE GAS**  
W/C: 10  
mbar: 25  
kPa: 2.50

### WEIGHT

Single: 1347 lbs / 611 kg  
Double: 2455 lbs / 1113 kg  
Triple: 3519 lbs / 1596 kg

## WARRANTY

**USA & CANADA**  
7 YEARS

**INTERNATIONAL**  
5 YEARS

\*A MINIMUM OF A 1/2" GAS SUPPLY LINE IS REQUIRED. THE GAS LINE MUST BE PLACED TO THE SIDE OF THE OVEN AND CANNOT BE BEHIND THE CONTROL BOX.

**WWW.XLTOVENS.COM**

**24/7/365 LIVE TECHNICAL SUPPORT**

**(316) 943-2751**

**service@xltovens.com**

**sales@xltovens.com**

